




HOOGS CUTTING SYSTEMS
GmbH & Co. KG

Laying-out and Cut-off Devices



Technically perfect, simple, precise.

Series ST-S – the manual starter



Cutting device

- > for textiles or similar materials
- > accurate trimming, to the nearest millimeter, without material wastage
- > highest level of working safety due to finger guard, adjustable to the material thickness and fixed blade cover
- > cutting machines switch off automatically when they reach the end positions
- > straight and clean cuts through reinforced aluminium guide rail
- > easy lifting of the guide rail with spring-assisted belt-lifting device
- > stacking height up to a maximum of 20 cm / 9"
- > mounting on almost any table by means of rotary knob fixing
- > a table thickness of 2 - 5 cm / 0.8 - 2" and a table overhang of at least 7 cm / 2.75" from the frame are required
- > maximum width of material = table width minus 20 cm / 9"
- > independent of table width due to the continuously variable adjustability up to ± 15 cm / 6"
- > individual manufacturing for your exact table width up to a maximum of 350 cm / 138"
- > available with ST-2000 as ST-2000-S or ST-6000 as ST-6000-S

Clamping device

- > belt-lifting device with maintenance-free sliding guide on both sides
- > accurate trimming to the nearest millimeter without material wastage
- > stacking height up to 20 cm / 9"
- > mounting on almost any table by means of rotary knob fixing
- > a table thickness of 2 - 5 cm / 0.8 - 2" and a table overhang of at least 7 cm / 2.75" from the frame are required
- > almost independent of table width due to the continuously variable adjustability up to ± 15 cm / 6"
- > max. table width 350 cm / 138"

Options

- > available with cable mast for a simplified power supply solution

Series ST-SA – the automatic starter



Cutting device

- > mechanical construction and advantages as for the ST-S series
- > additional automatic cut-off with a maintenance-free, robust asynchronous motor
- > continuously variable automatic control of feed speed (0-1 m/s / 0-3.3 ft/s)
- > ideal for larger material widths
- > adjustable return for narrower material widths saves time
- > power supply voltage 1 ~ 230 V, 50 Hz, (1 ~ 110 V on request)
- > individual manufacturing for your exact table width up to 350 cm / 138"
- > available with ST-2000 as ST-2000-SA

Clamping device

- > belt-lifting device with maintenance-free sliding guide on both sides
- > accurate trimming to the nearest millimeter without material wastage
- > stacking height up to 20 cm / 9"
- > mounting on almost any table by means of rotary knob fixing
- > a table thickness of 2 - 5 cm / 0.8 - 2" and a table overhang of at least 7 cm / 2.75" from the frame are required
- > almost independent of table width due to the continuously variable adjustability up to ± 15 cm / 6"
- > max. table width 350 cm / 138"

Options

- > on request without lifting device
- > available with cable mast for a simplified power supply solution

Series ST-BH – the smooth-running manual device



Cutting device

- > for textiles or similar materials up to a material thickness of a maximum of 21 mm / 0.83" (in conjunction with ST-2000-130 up to 26 mm / 1" material thickness)
- > accurate trimming to the nearest millimeter without material wastage
- > highest level of working safety due to finger guard adjustable to the material thickness and fixed blade cover
- > machines switch off automatically when they reach the end positions
- > very easy lifting of the guide rail with spring-assisted, 8-point ball-bearing-mounted belt-lifting device
- > stacking height up to a maximum of 20 cm / 9"
- > fast and simple mounting on almost any table by means of rotary knob fixing
- > a table thickness of 2 - 5 cm / 0.8 - 2" and a table overhang of at least 7 cm / 2.75" from the frame are required
- > maximum width of material = table width minus 20 cm / 9"
- > individual manufacturing for your exact table width up to a maximum of 270 cm / 106", in conjunction with a reinforced guide-rail up to 350 cm / 138"
- > available with ST-2000 as ST-2000-BH or ST-6000 as ST-6000-BH

Clamping device

- > available in fixed or moveable version
- > belt-lifting device with smooth-running, backlash-free and 8-point ball-bearing-mounted roller guide
- > accurate trimming to the nearest millimeter without material wastage
- > very easy lifting of the stop rail with spring-assisted belt-lifting device
- > stacking height up to a maximum of 20 cm / 9"
- > fixed version: fast and simple mounting on almost any table by means of rotary knob fixing
- > mobile version: attachment to a transverse guide-rail system mounted on both sides under the table top
- > lightning-fast and simple adjustment to new cut-off lengths on mobile version
- > the total length of the transverse guide rail can be assembled from 100 / 39.4 and 125 cm / 49.2" long rails
- > a table thickness of 2 - 5 cm / 0.8 - 2" and a table overhang of at least 7 cm / 2.75" from the frame are required

Options

- > on request without lifting device
- > also available in a moveable version

Series ST-AH-F – the time-proven automatic device



Cutting device

- > automatic cutting at the touch of a button
- > feed speed = 0 - 0.8 m/s / 0 - 2.6 ft/s
- > built-in piece counter
- > motorized lifting of the guide rail via an 8-point ball-bearing-mounted roller guide
- > accurate trimming to the nearest millimeter without material wastage
- > highest level of working safety due to fixed blade cover in conjunction with finger guard, adjustable to the material thickness, and 2-handed (optionally 4-handed) operation mode
- > easy guidance of the cutting device due to 10-point ball-bearing-mounted roller foot
- > stacking height up to a maximum of 20 cm / 9"
- > fast and simple mounting on almost any table by means of rotary knob fixing
- > a table thickness of 2 - 5 cm / 0.8 - 2" and a table overhang of at least 7 cm / 2.75" from the frame are required
- > maximum width of material = table width minus 20 cm / 9"
- > individual manufacturing for your exact table width up to a maximum of 340 cm / 134"
- > ST-6000 as ST-6000-AH-F
- > available with ST-6000 (standard) or ST-2000 and USM-G

Clamping device

- > mechanical construction and advantages as with types ST-BH
- > with additional three-phase lifting motor for the clamping rail

Options:

- > feed speed continuously adjustable
- > can be switched between 2- and 4-handed operation mode by key switch
- > without lift for flush mounting in the table top (ST-A-F)
- > lift can be switched on or off
- > adjustable return (cut with setting) to save time when working with smaller material widths
- > cable mast for a simplified power supply solution

Series K – the robust automatic device



Cutting device

- > automatic cutting device with push-button cut-off
- > cuts in both directions (forwards and backwards)
- > with very robust chain drive and brake motor
- > feed speed = 0 - 0.8 m/s / 0 - 2.6 ft/s
- > built-in piece counter
- > 26 mm / 1" flat steel guide rail with 12-point ball-bearing-mounted roller foot
- > max. cutting height 21 or 40 mm / 0.83" or 1.57"
- > self-cleaning by means of a felt wiper
- > compact construction with small electric control cabinet and operating controls mounted directly on the guide rail
- > ideal for flush mounting in a table top
- > easy to adapt for systems and machines of a different make
- > highest level of working safety due to fixed blade cover in conjunction with finger guard, adjustable to the material thickness, and 2-hand or 4-hand operation
- > available in any required length
- > as a special version also available with one-sided cutting

Options

- > pneumatic clamping on one or both sides for securing the material while cutting
- > power supplied to the cutting machine via energy chain
- > continuously variable speed adjustment (0-1.2 m/s) for optimal adjustment to suit different materials
- > selectable for 2- or 4-handed operation by key switch
- > with cut-off machine X-468-E-4 (for very stiff materials)
- > custom paint finishing in any RAL shade
- > pneumatic lifting of the entire system
- > controls eliminated

The series for cutting and clamping devices can be combined as required.
Pictures partially show machines with options.

Cut-off machines – available types

ST-2000




- > Cutting machine ST-2000 for all series except K (very high blade rotation speed for precise cuts up to 16 mm / 0.63" material thickness)
- > Cutting machine ST-2000-130 for all series except K (ST-2000, 130 mm / 5.11" blade, up to 26 mm / 1" material thickness)

ST-6000




- > Cutting machine ST-6000 for all series (with three-phase motor, 130 mm / 5.11" blade, up to 21 mm / 0.8" material thickness)

ST-6065



- > Cutting machine ST-6065 for the series K-130 (with three-phase motor, two-sided cutting, up to 21 mm / 0.8" material thickness)

X-464-E



- > Cutting machine X-464-E-4 for the series K-400 (with three-phase motor, two-sided cutting, up to 21 mm / 0.8" material thickness)

Type ZSL and ZSL-A – pulling, cutting and laying-out



ZSL

Cost effective rationalization through advanced technology.

- > Pulling, cutting and laying-out device – manual version
- > manual pulling cart with pneumatic clamping beam
- > cutting device ST-6000-AH-F, with cutting and lifting mechanism
- > material transfer station with return travel block
- > pneumatic roller clamp optional

ZSL-A

High rationalization through advanced technology.

- > Pulling, cutting and laying-out device – automatic version
- > includes the following features in addition to those of the manual ZSL:
 - > electronic length and item pre-selection
 - > continuously variable pulling speed, up to 0-1 m/s / 0-3.3 ft/s
 - > driven by a robust 3-phase motor
 - > clamping beam with automatic height adjustment by photo sensor

- > operation by just a single person, regardless of the material width
- > simple operation and handling
- > precise laying-out due to stacking up to 20 cm / 9"
- > precise material transfer provided by the self-adjusting clamping bar
- > time saving due to the return during the automatic cut-off
- > stable, distortion-free movement ensured by double rack guide
- > simultaneous withdrawal of several textile webs (depending on textile)
- > suitable for all tables with a thickness of 2 - 5 cm / 0.8 - 2" and a table overhang of at least 7 cm / 2.75" from the frame
- > required table width = material width + 20 cm / 9"

Options


- > additional pneumatic roller clamp at the material transfer station
- > simultaneous withdrawal of several rolls (depending on material)
- > air-cushion table for the easy handling of the pre-cuts
- > colour and/or pattern recognition
- > longitudinal cuts possible in conjunction with our BN-T-K unrolling machine
- > Synchronization of the speed of pulling cart and unrolling device
- > Pneumatic lifting of the guide rail on the cutting unit
- > Sensor-based material detection on the clamping beam to prevent empty run

Energy supply

- > 3 phs. 400 / 480 V, 50 / 60 Hz
- > 3 phs. 208 - 230 V, 50 / 60 Hz
- > compressed air, cleaned and oiled, 6 bar
- > other voltages available on request

Additional features

- > for material storage, we recommend our unrolling cradle and unrolling machines



Unrolling machines, devices and cradles matching the laying-out and cut-off devices



SAR – a single unrolling device for all rolls

Built according to the easy to use Hoogs construction system, with a simple design featuring quick screw fixing to the table.

- > suitable for round- and/or flat-wound materials
- > accepts one or more rolls, with or without cardboard core
- > features a quick-release spindle with/without cones, triangular fitting or singly supported
- > with height-adjustable additional unrollers
- > deflecting rod available as an option
- > available with optional swivel top for two-ply spreading
- > built using the simple Hoogs construction system with practical quick screw fixing to the table



Unrolling and transport trolley

- > SAR-F-6: for 6 rolls with max. 40 cm / 16" diameter
- > SAR-F-8: for 8 rolls with max. 35 cm / 14" diameter
- > SAR-F-10: for 10 rolls with max. 30 cm / 12" diameter
- > mobile, due to 4 castors with double brake
- > individual adjustment to suit your material width
- > 1 pair of cones per spindle optionally available



RM & BN – multiple versions for all end uses

The device that significantly simplifies ply spreading.

Unrolling Cradles

Without motor drive, with adjustable roll guides and upper deflecting roller.

RM-1 > max. roll diameter 50 cm / 20"

RM-2 > max. roll diameter 80 cm / 32"

RM-T > low-cost cradle for direct table attachment
> max. roll diameter 40 cm / 16"

Unrolling Machines

With motor-driven take-off roll, a continuous feed rod and unrolling cradle:

BN-1-R > max. roll diameter 50 cm / 20"


BN-2-R > max. roll diameter 80 cm / 32"

BN-T-K > max. roll diameter 50 cm / 20"
> photoelectric edge control for straight-edge spreading

BN-T > table version without cradle



A maximum material width of 350 cm / 138" applies for all unrolling cradles and unrolling devices. Larger material widths and roll diameters available on request – we will be pleased to advise you.



AWF – simple, versatile, practical

For rolls of widely varying types, up to 60 cm / 24" diameter.

The simple, low-maintenance unrolling device for a variety of applications. This manually operated device plays its advantages wherever semi or fully automatic spreading machines don't apply economically. The rolls are taken up by a ball-bearing-mounted spindle. This spindle is relatively simple to install.


Type AWF

> for the single-ply laying-out of rolls up to 60 cm / 24" in diameter

Optionally the working width can be increased in 10 cm / 4" in crements.

Type AWF-D

> for one- and two-ply laying-out of rolls up to 60 cm / 24" in diameter



- > suitable for working widths up to 250 cm / 100"
- > easy to operate for one person
- > simple operation using a rail-guided, manually driven motion
- > ball-bearing-mounted spindle with chucking cones
- > adjustable roll brake for the prevention of undesired overrun
- > clean, perpendicular cuts possible due to the travelling cutting device, comprising ST-2000

Work tables, laying out and cutting tables – sturdy in modular system



- > Precision rectangular tube construction in modular assembly system
- > 30 mm / 1.2" thick tabletop with corner protection and warp-free plastic coating on both sides
- > custom-fit ground tabletop joints with aluminium profile
- > 85 cm / 33.5" working height, height-adjustable with hinged feet +/- 5 cm / 2"
- > high loading capacity, especially with machine use
- > available in all sizes

Options

- > 19 mm / 0.75" thick lower table-top, plastic-coated on both sides
- > embedded steel measuring tape (stainless steel on request)
- > drawers
- > air-cushion device for easy handling of packet of layers
- > air distribution system
- > available in different colours

Technical data

	ST-2000	ST-2000-130	ST-6000	ST-6065	X-464-E-4	X-468-E-4
Voltage (V)	1 phs. 230 1 phs. 110 - 120	1 phs. 230 1 phs. 110 - 120	3 phs. 208-230 V 3 phs. 380-400 V 3 phs. 480 V	3 phs. 208-230 V 3 phs. 380-400 V 3 phs. 480 V	3 phs. 208-230 V 3 phs. 380-400 V 3 phs. 480 V	3 phs. 208-230 V 3 phs. 380-400 V 3 phs. 480 V
Frequency (Hz)	50-60	50-60	50-60	50-60	50-60	50-60
Power (W) 1 ~	170	170				
Power (W) 3 ~			200	200	440	440
Blade diameter (mm / in)	110 / 4.33	130 / 5.12	130 / 5.12	130 / 5.12	130 / 5.12	130 / 5.12
Blade speed approx. (rpm)	6000	6000	2800	2800	533	533
Cutting speed (m/min / ft/min)	2074 / 6804	2450 / 8038	1144 / 3753	1144 / 3753	218 / 715	218 / 715
max. Cutting height (up to mm / in)	16 / 0.63	26 / 1	21 / 0.83	21 / 0.83	40 / 1.57	40 / 1.57
Cutting direction	1	1	1	2	2	1
Weight (approx. kg / lbs)	3.9 / 8.6	4 / 8.8	6.3 / 13.9	6.5 / 14.3	8.6 / 19	8.6 / 19
Measurements (approx. mm / in)	290 x 150 x 130 11.4 x 5.9 x 5.1	290 x 170 x 150 11.4 x 6.7 x 5.9	345 x 175 x 151 13.6 x 6.9 x 5.9	218 x 175 x 163 8.6 x 6.9 x 6.4	270 x 120 x 130 10.6 x 4.7 x 5.1	270 x 120 x 130 10.6 x 4.7 x 5.1

All information applies to the representative standard execution

Our product range

- > Electric and pneumatic shears
- > Round-knife machines
- > Integrated machines
- > Laying-out and cut-off devices
- > Cutting room tables
- > Unrolling and unwinding devices
- > Pull-off, cutting and laying down devices
- > Fully automatic length measuring and cut-off systems
- > Rewinding, measuring and cutting machines
- > Straight-knife machines
- > Band-knife machines
- > Folding machines
- > Cutting room accessories



Possible operational areas

- > Apparel and textile industry
- > Home textiles
- > Leathers and furs
- > Upholstery and furniture industry
- > Carpets, wall and floor coverings
- > Tents and tarps
- > Sunblinds and raincovers
- > Automotive applications
- > Environmental and filter technology
- > Energy management
- > Safety technology
- > Aerospace technology
- > Ship building industry
- > Landscaping
- > Packaging industry
- > Advertising
- > Various uses in industrial and artisanal areas



HOOGS CUTTING SYSTEMS

GmbH & Co. KG

Hohe Straße 89, D-53119 Bonn

Telefon: +49 (0) 228 – 90 24 80-0 | Telefax: +49 (0) 228 – 90 24 80-11

E-Mail: info@hoogs.de | www.hoogs.de